

Quiet and easy cleaning helps you achieve maximum productivity

What's more, it comes with an onboard charger as standard to ensure you save time. Moreover, it cleans so silently that it can be used even in the most noise sensitive areas. At just 59dbA, the SW750 sweeper is suitable for daytime cleaning without risk of causing disturbance. In fact, the entire design is so efficient, and so cleverly thought-out, that productivity is assured even with an inexperienced operator, while operating costs are minimized.

With SW750 you get quality features and better reliability.






- Theoretic productivity of 2.880 m2 per hour
- Very low noise level allows sweeping in noise sensitive areas
- Standard delivered with battery and onboard charger.
- Provides up to 2 hours run time on hard floors (approximately 6,000 m2).
- Optional battery increases running time to 3.5 hours
- Main and side brooms are adjustable
- Can be used both in and outdoors, washable polyester filter and filter shaker is standard



Picture shown may not represent model quoted

This battery powered, truly versatile sweeper can go anywhere and be used for cleaning everything from retail areas to gas stations. With the carpet kit, it can even clean soft floors.

• Standard equipment

Included accessories		Ref. no.	Min. required	SWEeper SW750 W/O BATTERY	SWEeper SW750	SWEeper SW 750 UK
	Filter for Sweeping					
	FILTER POLYESTER KIT	1463161000	1	•	•	•
	Main Broom					
	BROOM MAIN 200X500 CHEVRON 6R PPL 0.3	146 3015 000	1	•	•	•
	Side Broom					
	BROOM SIDE 109X315 PPL 0.5	146 3035 000	1	•	•	•
	Battery					
	BATTERY 12V 49AH AGM MONOBLOC	1464483000	1		•	•
	On-Board Charger					
	CHARGER BATT. ON BOARD 12V 6A 100-230V	146 3051 000	1	•	•	•

Model	SWEeper SW750 W/O BATTERY	SWEeper SW750	SWEeper SW 750 UK
Ref. no.	9084708010	908 4701 010	908 4707 010

PRODUCT FEATURES

Led Battery Meter	•	•	•
Compact design	•	•	•
Direct throw sweeping	•	•	•
Non marking traction wheels	•	•	•
Adjustable handle	•	•	•
On-board charger		•	•






Quiet and easy cleaning helps you achieve maximum productivity

Model	SWEEPER SW750 W/O BATTERY	SWEEPER SW750	SWEEPER SW 750 UK
Ref. no.	9084708010	908 4701 010	908 4707 010





PRODUCT FEATURES

Manual filter shaker	•	•	•
Technical specifications	SWEEPER SW750 W/O BATTERY	SWEEPER SW750	SWEEPER SW 750 UK
Sound pressure level (dB(A))	59	59	59
Motor power source	Battery 12V	Battery 12V	Battery 12V
Motorbrand	Amer	Amer	Amer
Max speed (km/h)	4	4	4
Productivity 1 side broom theoretical/actual (m ² /h)	2880/1730	2880/1730	2880/1730
Productivity 2 side brooms theoretical/actual (m ² /h)	-	-	-
Working width w/right side broom (mm)	720	720	720
Working width w/2 side brooms (mm)	-	-	-
Min. turn-around aisle width (cm)	-	-	-
Max climbing rate (%)	20	20	20
Hopper volume (l)	60	60	60
Max dumping height (cm)	-	-	-
Main filter area (m ²)	1	1	1
Side broom diameter (mm)	315	315	315
Side broom speed (RPM)	100	100	100
Main broom speed (RPM)	335	335	335
Main broom (mm)	500x200	500x200	500x200
Length x width x height (cm)	99x80x110	99x80x110	99x80x110
Operating weight (kg)	68	68	68

• Standard equipment, ◊ Supplementary accessories, □ Mountable equipment

Accessories		Ref. no.	Min. required	SWEEPER SW750 W/O BATTERY	SWEEPER SW750	SWEEPER SW 750 UK
	Filter for Sweeping					
	FILTER POLYESTER KIT	1463161000	1	•	•	•
	Flap and Skirt					
	SKIRTS NO MARKING KIT	1463167000	1	□	□	□
	Other					
	CARPET KIT	1463171000	1	□	□	□
	SKIRT NEOP.SIDE BROOM KIT	1463255000	1	□	□	□

Quiet and easy cleaning helps you achieve maximum productivity

Accessories		Ref. no.	Min. required	SWEeper SW750 W/O BATTERY	SWEeper SW750	SWEeper SW 750 UK
Main Broom						
	BROOM MAIN 180X500 CHEVRON 6R NYLON	146 3016 000	1	□	□	□
	BROOM MAIN 200X500 CHEVRON 6R PPL 0.3	146 3015 000	1	●	●	●
	BROOM MAIN 200X500 CHEVRON 6R PPL 0.7	1463174000	1	□	□	□
Battery						
	BATTERY 12V 49AH AGM MONOBLOC	1464483000	1	□	●	●
	BATTERY DISCOVER 12V 84Ah	1464853000	1	○	○	○
Side Broom						
	BROOM SIDE 109X315 PPL 0.5	146 3035 000	1	●	●	●
	BROOM SIDE 145X300 NYLON	146 3036 000	1	□	□	□
On-Board Charger						
	CHARGER BATT. ON BOARD 12V 6A 100-230V	146 3051 000	1	●	●	●